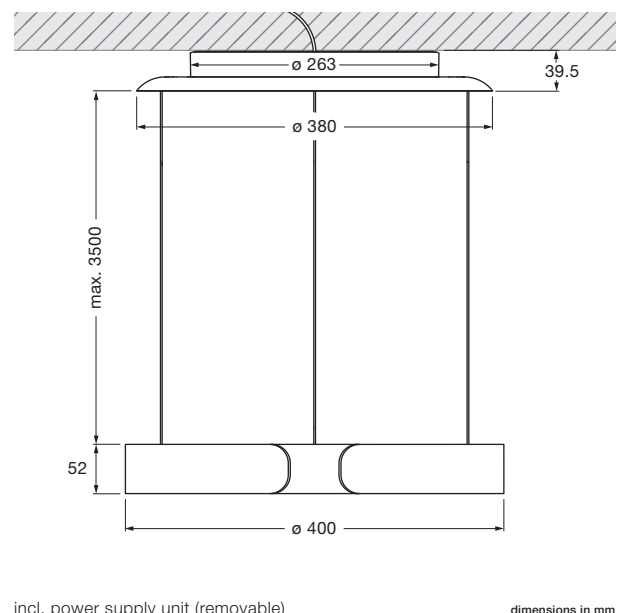


## Mito sospeso 40 fix up datasheet

Annular LED suspended luminaire with double-sided light emission and a diameter of 40 cm. There is a choice of two lighting effects. table (wide) for use over tables – wide light beam downwards and upwards. room (narrow) for freely suspended luminaire lighting – concentrated light beam directed downwards, diffused light directed upwards. The maximum suspension length is 350 cm (can be adjusted during fitting).

Version with integrated power supply unit for mounting on plaster surfaces; connection to 230 V AC mains voltage. Can be controlled via »touchless control« (gesture control on the head), Occhio air or DALI; alternatively, dimmable via a trailing-edge phase cut dimmer\*. The color temperature can be continuously controlled via »touchless control«, Occhio air or DALI from 2700 to 4000 K (optional 2200 to 3500 K) or can be preset (2700/3000/3500/4000 K).

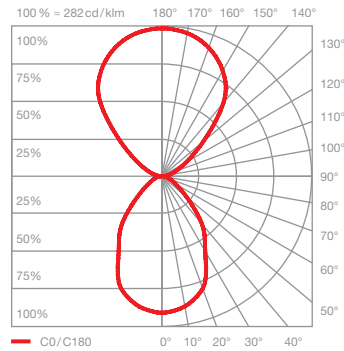



### technical data Mito sospeso 40 fix up

properties	material	aluminium, painted, PVD-coated steel, plastic, optical silicone, fibreglass
	height setting	max. 3500 mm (can be adjusted during fitting)
	weight	3.75 kg
surface	head	bronze, matt gold, rose gold, matt silver, matt white, matt black, phantom, black phantom
	canopy	matt white, matt black
Occhio »color tune« LED	average life time	> 50.000 hrs
	energy efficiency class (luminous efficiency)	G (57 lm / W)
	power	LED 40 W (incl. Occhio power supply unit approx. 46W, standby < 0.5W)
	color rendering index	high color; CRI Ra 95
	color temperature (color consistency)	2700–4000 K (2-step)    2200–3500 K (2-step 2200 K, 3-step 3500 K)
electricity	dimming	»touchless control«, Occhio air (optional), DALI or via trailing-edge phasecut dimmer*
	connection	230V AC
	power factor power supply (cos φ1)	0.9
	flicker / stroboscopic effect	1 (PstLM) / 0.9 (SVM)
	permitted operating conditions	max. 30°C for indoor use only

\* For a list of compatible dimmers, see [www.occhio.com/dim\\_en](http://www.occhio.com/dim_en), trailing-edge phasecut dimmer, Occhio air and DALI not combinable

## Mito sospeso 40 fix up lighting effects



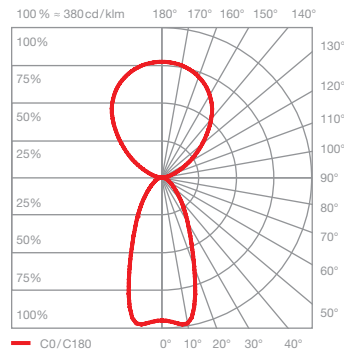
### table (wide)

wide light beam (up and down), beam angle approx. 80° (down)

inserts: wide / flood

luminous flux : high color 40 W 2220 lm

UGR (4H8H) < 19



### room (narrow)

concentrated light downwards, beam angle approx. 50°, diffuse upwards

inserts: narrow / diffuse

luminous flux : high color 40 W 2140 lm

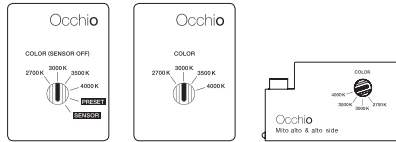
UGR (4H8H) < 19\*

\*The standardized indication of glare values (UGR value - 4H8H) is not quite significant for annular luminaires. In most real applications the result of an individual calculation is a UGR value < 19. Therefore, we recommend to carry out a calculation which can be prepared by our lighting design team ([lightingdesign@occhio.de](mailto:lightingdesign@occhio.de)).

## control options

### Control

#### Mito set box



sospeso / aura / sfera / sfera su / volo

soffitto / alto flat / aura alta

alto & alto side

#### sospeso / aura / sfera / volo:

COLOR (Sensor off)  
adjustable color temperature (4 stages)  
trailing-edge phase cut dimming possible

PRESET (sospeso / aura / volo)  
adjustable color temperature (4 stages)  
adjustable up / down light intensity (5 stages)

PRESET (sfera)  
color temperature adjustable (4 stages)  
light intensity adjustable (5 stages)

#### SENSOR

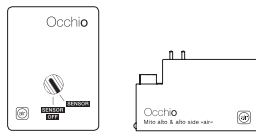
»touchless control« (gesture control)  
switching, dimming, up / down fading\*  
»color tune« (color temperature continuously adjustable) no external dimming possible

#### soffitto / alto / alto side / aura alta:

COLOR  
adjustable color temperature (4 stages)  
trailing-edge phase cut dimming possible

\*not with sfera

#### Mito »air« box



sospeso / aura / sfera / volo

alto & alto side



Occhio air (Bluetooth control using Occhio air app) or air controller (optional) control of individual luminaires, groups and scenes

#### sospeso / aura / sfera / volo:

SENSOR  
»air« + »touchless control« (Bluetooth- and gesture control)  
control via »touchless control« and Occhio air app or »air« controller

#### SENSOR OFF

»air«  
control via Occhio air App or »air« controller  
switching, dimming, up / down fading »color tune« (color temperature continuously adjustable)



terra / raggio / largo / soffitto / alto flat / aura alta

#### terra / largo / raggio:

»air«, »touchless control« (largo / raggio / terra) and »body sensor« (raggio / terra) (Bluetooth- and gesture control) control via »touchless control«, »body sensor« and Occhio air App or »air« controller

#### alto / alto side / aura alta:

»air« (Bluetooth - control)  
control via Occhio air App or »air« controller  
switching, dimming »color tune« (color temperature continuously adjustable), up / down fading (aura alta)

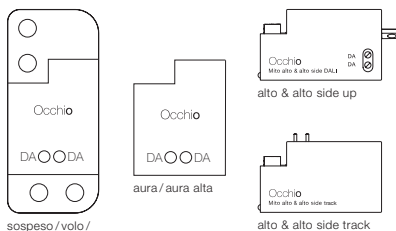
»ambient light control« (terra)  
adjustment to ambient light

»presence sensor« (terra)  
presence identification and automatically shutdown by presence sensor

deactivation and adjustable via control and sensor with »air« app

with Mito »air« box no external dimming possible

#### Mito DALI box (control via DALI)



sospeso / volo / soffitto / alto flat

aura / aura alta

alto & alto side track

#### sospeso / aura / aura alta / volo:

- color tune adjustable\*
- adjust continuously dimming
- up + downlight separate controllable (two DALI addresses needed)
- no »touchless control«, no fading

#### soffitto / alto / alto side:

- color tune adjustable\*
- continuously dimming

\* DALI controller DALI Device type 8 (DT8) for controlling of the color tune necessary further signs on [www.occhio.com/dali](http://www.occhio.com/dali)

## Mito sospeso 40 fix up DALI connection diagram

A maximum of 32 Mito sospeso units can be assigned to each DALI circuit.

The Mito sospeso requires two DALI addresses per luminaire, which enables control of the top and bottom sides via their own respective DALI address. The maximum output is reached if both DALI luminaires (top and bottom side) are set to maximum brightness (40 W = 20 W up and 20 W down; 60 W = 30 W up and 30 W down).

The Mito sospeso units can be organized into as many as 16 groups and equipped with an additional 16 scenarios (predefined settings).

Using a DALI short address, they can be actuated and configured individually. In addition, the bi-directional data transfer lets users query the state / status of individual luminaires.

You can find more detailed information at [www.occhio.com/dali](http://www.occhio.com/dali).

